



Keep in Mind

Information in the following report was pulled from the most current data available. This data represented is from the U.S. Census along with the American Community Survey (ACS).

Total Population vs Population with Disabilities

38,094

Total Population

3,168

Population with Disabilities

Population with Disabilities that NWSRA serves in Wheeling

Based on the latest information, SRAs have reported on average that they have served **.55% of the total population**

.55% of Total Population

209

Population NWSRA serves

237

Children with Disabilities vs. CDC National Averages



17%

CDC National Average for **Children** with Disabilities

2%

Wheeling Children with Disabilities

Adults with Disabilities vs. CDC National Averages



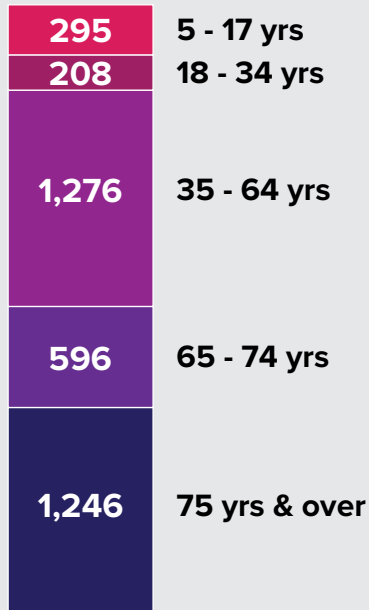
26%

CDC National Average for **Adults** with Disabilities

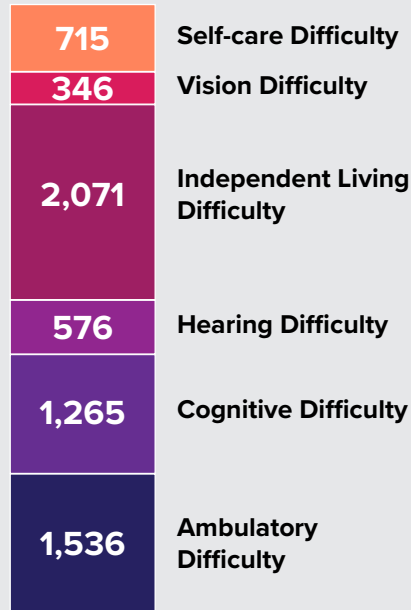
1%

Wheeling Adults with Disabilities

Disability Population by Age



Population by Disability



Keep in Mind

The questions introduced in 2008 pertaining to disabilities remain the same questions found in the current ACS questionnaires. They cover six disability types:

- Hearing difficulty deaf or having serious difficulty hearing
- Vision difficulty blind or having serious difficulty seeing, even when wearing glasses
- Cognitive difficulty Because of a physical, mental, or emotional problem, having difficulty remembering, concentrating, or making decisions
- Ambulatory difficulty Having serious difficulty walking or climbing stairs
- Self-care difficulty Having difficulty bathing or dressing
- Independent living difficulty Because of a physical, mental, or emotional problem, having difficulty doing errands alone such as visiting a doctor's office or shopping

Respondents who report anyone of the six disability types are considered to have a disability in the eyes of ACS data

Total vs. Disability Population by Sex

Total Population: 38,094

18,510
Male

19,584
Female



Disability Population: 3,186

1,296
Male

1,890
Female



Keep in Mind

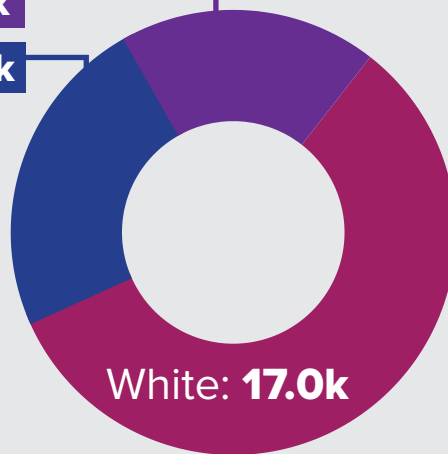
The American Community Survey includes a question that intends to capture current sex; there are no questions about gender, sexual orientation, or sex at birth. Respondents should respond either "male" or "female" based on how they currently identify their sex.

Ethnic Population

Asian: 5.54k

Hispanic: 6.93k

White: 17.0k



3 Largest Ethnic
Groups in
Wheeling

Veteran Population: 813

4.2%

Veteran National Average

Wheeling
Average

2.0%



3 Most Common Veteran Groups

