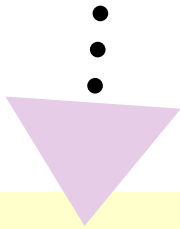


# Types of Support

## Typical Inclusion Support



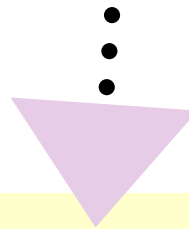
### Able to:

- Provide hand over hand assistance
- Enforce behavior management (eloping, biting, scratching, etc.)
- Assist with medical needs if deemed reasonable
- Help with personal care (bathroom needs and changing)
- Be within arms length or less of participant
- Offer consistent rituals and structure
- May use various means of communication with significant staff support (pictures, talkers, etc.)

### Unable to:

- Provide an aide for seizures only
- Provide an aide for bathrooming only
- Provide an aide for a participant without a diagnosis or in the process of being diagnosed older than 7 yrs old

## COVID Inclusion Support



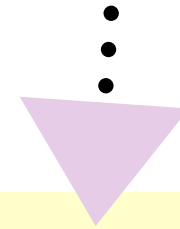
### Able to:

- Provide verbal and visual cueing
- Provide minimal physical prompts
- Give suggestions to help participant make safe choices
- Assist with redirection and transitions
- Offer positive reinforcement
- Set up play scenarios with participant and peers as needed (following all CDC and PPE guidelines)
- Remain near and keep participant in eyesight at all times

### Unable to:

- Provide hand over hand assistance
- Enforce behavior management beyond minimal (zero tolerance for biting, licking, spitting, scratching)
- Assist with medical needs
- Assist with personal care

## E-Learning Support



### Able to:

- Help with logging onto the computer and zoom sessions
- Keep the participant focused on their school work
- Assist with grabbing needed school supplies out of their backpacks
- Redirect their attention
- Provide breaks, if needed
- Answer a question to the best of staffs ability

### Unable to:

- Be an academic aide or teach participants
- Assist with writing, reading, math (can help minimally)
- Complete assignments for or with participants
- Force the participant to complete school work