

Title	Pine Park	08/06/2024
	by Dustin Hugen in Member District ADA Project Request	id. 47176587
	750 Charleston Lane Hoffman Estates , Illinois 60169 United States 847-285-5465 dhugen@heparks.org	

Original Submission 08/30/2024

Score	n/a
Name	Dustin Hugen
Job Title	Director of Parks, Planning & Maintenance
E-mail Address	dhugen@heparks.org
Phone Number	847-285-5465
Park District	Hoffman Estates
Project Location	Pine Park
Project Status	New
Project Type	Recreation Facilities and Amenities
Recreation Facilities and Amenities- select a Project Category below:	Playgrounds- Play Components
Benefits of the Project	Pine Park did not have a 5-12 year old playground and with the renovation will now have a 5-12 year old playground and a separate 2-5 year old playground. The park has a 1/3 mile ADA compliant walking and biking path that surrounds the park with the new playground accessible from the path.
Items that will become ADA Compliant	Portion (20%) of the 2-5 and 5-12 playground are fully accessible.

The project is designed or constructed, or applies human resources, to comply with:

The 2010 Standards for Accessible Design
ASTM F 1951 Standard for Accessible Playground Surfaces

Upload Project Related Files, Photos, Videos or Audio

[Pine_Park_Playground_Drawings.pdf](#)

[Burke_Play_Pine_Park_.jpg](#)

Budget Table for ADA Related Expenses

[Budget Table.xlsx](#)

ADA Dollars Requested	22864.6
-----------------------	---------

Notes related to requested amount



Pine Park Option 1

Design • Build • PLAY!



View 1

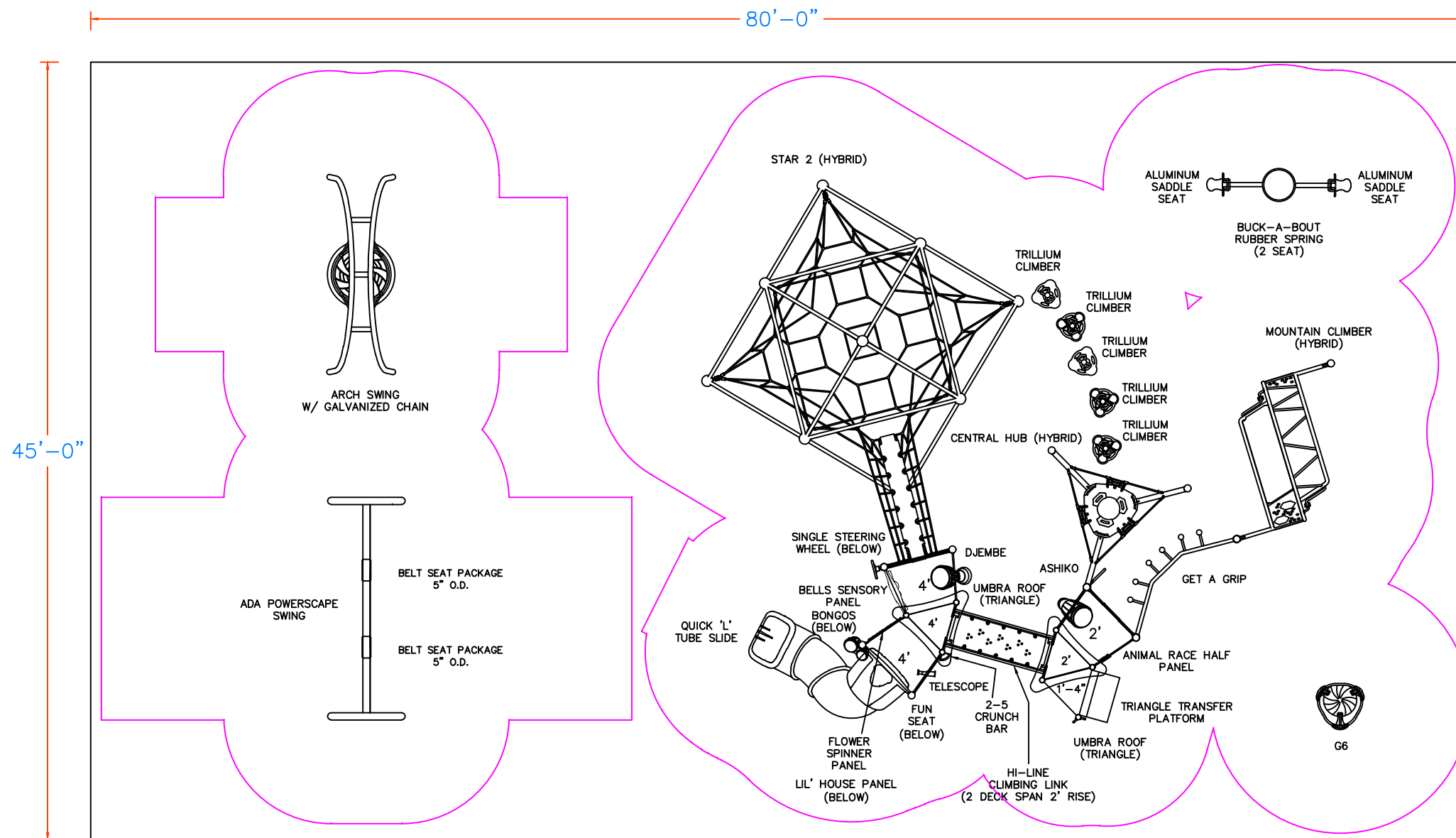
* Spring Bloom palette



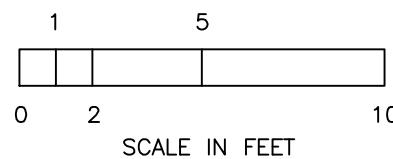
View 2



View 3



SURFACING	
TYPE	TBD
SQ FT	3,600
DEPTH	TBD



CURBING	
TYPE	TBD
LN FT	250
HT	TBD



A PLAYCORE Company

150 PlayCore Drive SE
Fort Payne, AL 35967
www.gametime.com



Hoffman Estates Park District
Pine Park - Option 1
Hoffman Estates, IL

Representative
Cunningham Recreation

This play equipment is recommended for children ages 5-12

Minimum Area Required:

Scale:

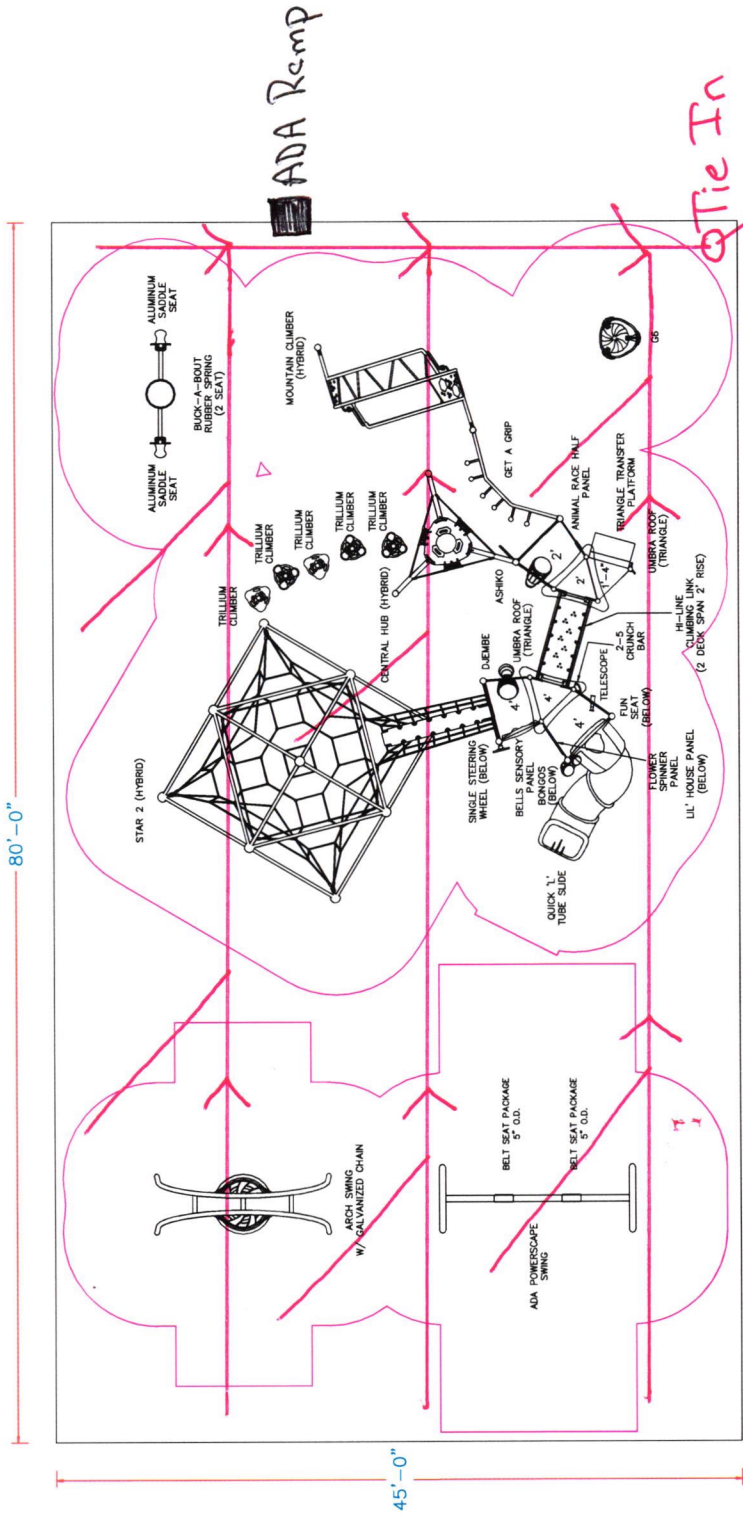
This drawing can be scaled only when in an 11" x 17" format

IMPORTANT: Soft resilient surfacing should be placed in the use zones of all equipment, as specified for each type of equipment, and at depths to meet the critical fall heights as specified by the U.S. consumer Product Safety Commission, ASTM standard F 1487 and Canadian Standard CAN/CSA-Z-614

Drawn By:
LO

Date:
2.2.24

Drawing Name:
168792-01-01



SURFACING		CURBING	
TYPE	TBD	TYPE	TBD
SQ FT	3,600	LN FT	250
DEPTH	TBD	HT	TBD

1	5
0	2

SCALE IN FEET



Hoffman Estates Park District
 Pine Park - Option 1
 Hoffman Estates, IL
 Representative
 Cunningham Recreation

This play equipment is recommended for children ages 5-12

Minimum Area Required:
 Scale: This drawing can be scaled only when in an 11" x 17" format

IMPORTANT: Soft resilient surfacing should be placed in the use zones of all equipment, as specified for each type of equipment, and at depths to meet the critical fall heights as specified by the U.S. consumer Product Safety Commission, ASTM standard F 1487 and Canadian Standard CAN/CSA-Z 614

Drawn By: LO
 Date: 2.2.24
 Drawing Name: 168792-01-01

